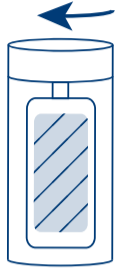
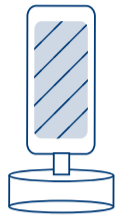



Istruzioni per l'uso



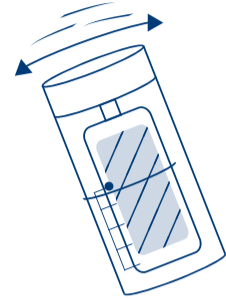
1
SVITA
IL TAPPO




2
RIPONILO
A TESTA IN SU
(senza toccare l'agar)



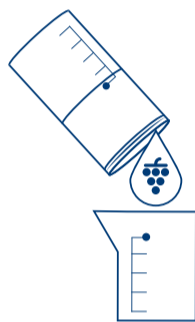
3
VERSA IL VINO FINO AL
PUNTO INDICATO (30 ml)
(non svuotare il liquido presente)




4
CHIUDI E AGITA
LEGGERMENTE



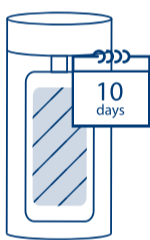
5
ATTENDI
60 SECONDI



6
SVUOTA
IL FLACONE



7
LASCIA SGOCCIOLARE
SELF-BRETT



8
CHIUDI, LASCIA A
TEMPERATURA AMBIENTE
E ATTENDI 10 GIORNI



9
OSSERVA
SE È CAMBIATO
IL COLORE



10
CONTROLLA SE C'È
CATTIVO ODORE



11
OSSERVA LE
COLONIE SULL'AGAR

12
VALUTA LA CONTAMINAZIONE

