

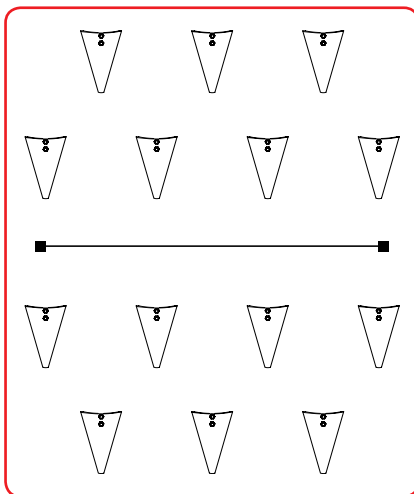



*WHEN THINGS GET ROUGH*


## VINEYARDS PLOW

### VINEYARDS PLOW

Vineyards plow are built in structural square tube specially developed for vineyard. The frame is equipped with anchors in Hardox consisting of a unique piece without welded parts. Low fuel consumption thanks to lower power demand. The external anchors have a particular shape to work nearest the vine trunks. Safety high resistance bolts to prevent anchors damage. Additional holes at lateral anchors make attaching other equipment easy. Depth control wheels. Available plows with 5 and 7 and 5+2 anchors. The frame can be overturned for easily changing of the rows.

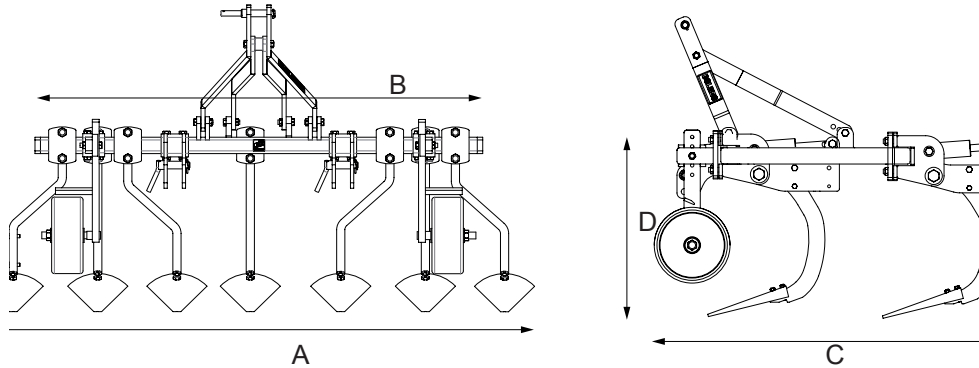


different configuration  
permissible



attaching of other  
equipment easy

TECHNICAL DATA



VINEYARD PLOWS FOR WHEELED TRACTORS

Model	Description	A	B	C	D	weight
AVL5	plow with 5 anchors and iron wheels	mm.				
AVL7	plow with 7 anchors and iron wheels					
AVL5+2	plow with 5+2 anchors and iron wheels					

VINEYARD PLOWS FOR CRAWLER TRACTORS UP TO 60 CV

Model	Description	A	B	C	D	weight
AVM5	plow with 5 anchors and iron wheels	mm.				
AVM7	plow with 7 anchors and iron wheels					
AVM5+2	plow with 5+2 anchors and iron wheels					

VINEYARD PLOWS FOR CRAWLER TRACTORS UP TO 90 CV

Model	Description	A	B	C	D	weight
AVP5	plow with 5 anchors and iron wheels	mm.				
AVP7	plow with 7 anchors and iron wheels					
AVP5+2	plow with 5+2 anchors and iron wheels					

Optional

- turning frame 90°
- twin "V" blade
- lateral anchors for rotary tiller

authorized dealer:



Modification can be appornted without advice.