

AUTOTRANSFORMER 1 RANGE 10÷200HP

Autotransformer starting electromechanical control panel 1 motor with voltmeter and ammeter



GENERAL SPECIFICATIONS

- Operating voltage 400Vac $\pm 10\%$ 50/60Hz
- General disconnecting switch with door lock
- Selector switch for automatic -0- manual operation
- Start-stop button for manual operation
- Adjustable autotransformer timer
- Running Led light
- Overload Led light
- Analog voltmeter 72x72
- Voltmeter selector switch
- Analog ammeter 72x72
- Auxiliary circuit protection fuse
- Transformer for auxiliary circuit
- Motor protection fuse
- N°3 contactors
- Three-phase autotransformer with thermostat
- Thermal relay (internal reset)
- Connection terminal board
- External metal box
- Protection degree IP55
- Operating temperature -5/+40°C

PROTECTIONS

- Maximum current protection con allarme

INPUTS / OUTPUTS

- N°2 very low voltage input for pressure switch or float switches (minimum/maximum level)

THREE-PHASE 400Vac ±10% 50/60Hz

CODE	TYPE	POWER		OPERATING CURRENT [A]	DIMENSIONS mm			WEIGHT Kg	BOX
		kW	Hp		A-H	L-W	P-D		
SQ705.00	AUTOTRANSFORMER 1 400 10	7,5	10	14÷20	700	500	290	29	71
SQ705.01	AUTOTRANSFORMER 1 400 12,5	9,2	12,5	20÷25	700	500	290	29	71
SQ705.02	AUTOTRANSFORMER 1 400 15	11	15	23÷28	700	500	290	31	71
SQ705.03	AUTOTRANSFORMER 1 400 17,5	13	17,5	27÷32	700	500	290	32	71
SQ705.04	AUTOTRANSFORMER 1 400 20	15	20	30÷36	700	500	290	33	71
SQ705.05	AUTOTRANSFORMER 1 400 25	18,5	25	40÷50	700	500	290	40	71
SQ705.06	AUTOTRANSFORMER 1 400 30	22	30	47÷57	800	600	290	42	80
SQ705.07	AUTOTRANSFORMER 1 400 35	26	35	54÷65	800	600	290	42	80
SQ705.08	AUTOTRANSFORMER 1 400 40	30	40	62÷73	800	600	290	46	80
SQ705.09	AUTOTRANSFORMER 1 400 50	37	50	70÷90	800	600	290	58	80
SQ705.10	AUTOTRANSFORMER 1 400 60	45	60	50÷200	1000	800	370	85	103
SQ705.11	AUTOTRANSFORMER 1 400 70	51,5	70	50÷200	1000	800	370	90	103
SQ705.12	AUTOTRANSFORMER 1 400 75	55	75	50÷200	1000	800	370	90	103
SQ705.13	AUTOTRANSFORMER 1 400 80	60	80	50÷200	1000	800	370	93	103
SQ705.14	AUTOTRANSFORMER 1 400 90	66	90	50÷200	1000	800	370	103	103
SQ705.15	AUTOTRANSFORMER 1 400 100	75	100	50÷200	1000	800	370	103	103
SQ705.16	AUTOTRANSFORMER 1 400 125	92	125	55÷250	1200	800	370	120	122
SQ705.17	AUTOTRANSFORMER 1 400 150	110	150	160÷630	1800	800	470	195	185
SQ705.18	AUTOTRANSFORMER 1 400 180	132	180	160÷630	1800	800	470	205	185
SQ705.19	AUTOTRANSFORMER 1 400 200	150	200	160÷630	1800	800	470	210	185

OPTIONALS

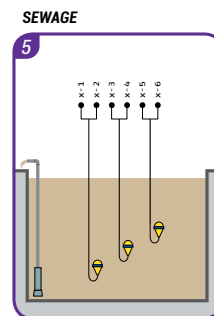
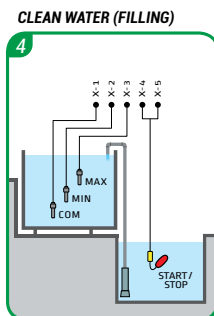
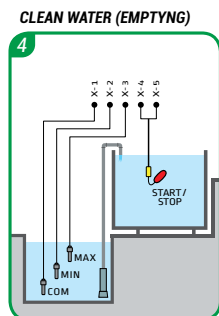
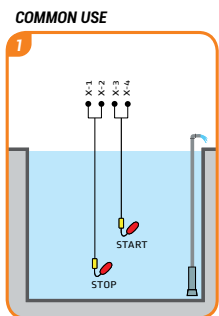
CODE	TYPE
OP100.04/4	Wired lack, sequence and asymmetry of phases relay
OP100.04/5	Wired lack, sequence and asymmetry of phases relay, minimum and maximum voltage
OP100.05/1	Wired three-phase surge arrester type 2
OP100.15/024	Wired hour counter 24Vac 48x48
OP100.15/110	Wired hour counter 110Vac 48x48
OP100.16/1	Wired analog daily timer 72x72 without reserve
OP100.16/1T	Wired analog daily timer 72x72 without reserve (timed function)
OP100.16/2	Wired analog daily timer 72x72 with reserve
OP100.18	Wired starting delay timer (supply mains waiting)
OP100.19/4	Wired module GSM 4 inputs/4 outputs
OP100.09/2	Wired lithium battery 3,7Vdc 600mAh
OP331.230	Wired LEVEL 230Vac control relay
OP100.01	3 level probes kit
OP100.17/024	Wired 24Vac relay complete with socket
OP210.01	Wired very low voltage input for motor klixon
OP200.01	Alarm output 24Vac and pure contact
OP100.13/1	Wired siren shut-off button
OP100.13/1/24	Wired siren 24Vac/dc
OP100.13/2/24L	Wired flashing Led lamp 24Vac
SS100.01	Visual and acoustic alarm indicator (BASIC ALARM VA 024) see page 20
SS101.01	Visual and acoustic alarm indicator with buffer battery (TOP ALARM VAB 230) see page 19

For more optionals see page 126

STANDARD CONTROL PANEL

CONTROL PANEL WITH OPTIONAL: **OP331.230**

CONTROL PANEL WITH OPTIONAL: **OP200.01**



COMPONENTS KEY

- Float switch for clean water**
- Float switch for sewage**
- Level probes**

The addition of some optionals can imply changes on the size of the control panel. For further details please contact our technical/commercial department.