

## Electromechanical control panels

# **DIRECT 1** RANGE 0,5÷17,5HP

**Direct starting electromechanical control panel 1 motor**

- Predisposition for the installation of an additional LEVEL control relay



### **GENERAL SPECIFICATIONS**

- Operating voltage 230Vac  $\pm 10\%$  50/60Hz (SA624.xx)
- Operating voltage 400Vac  $\pm 10\%$  50/60Hz (SA634.xx)
- Selector switch for automatic -0- manual operation (stable)
- Running light
- Overload light
- Motor protection fuse
- Contactor
- Thermal relay (internal reset)
- Connection terminal board
- External thermoplastic box
- Cable glands
- Protection degree IP55
- Operating temperature -5/+40°C

### **PROTECTIONS**

- Maximum current protection with alarm

### **INPUTS / OUTPUTS**

- Input for pressure switch or float switch

### SINGLE-PHASE 230Vac ±10% 50/60Hz

CODE	TYPE	POWER		OPERATING CURRENT [A]	DIMENSIONS mm			WEIGHT Kg	BOX
		kW	Hp		A-H	L-W	P-D		
SA624.00L	DIRECT 1 230 0,5	0,37	0,5	2,5÷4	285	245	140	2,3	03
SA624.01L	DIRECT 1 230 0,75	0,55	0,75	4÷6,5	285	245	140	2,3	03
SA624.02L	DIRECT 1 230 1	0,75	1	6,3÷10	285	245	140	2,3	03
SA624.03L	DIRECT 1 230 1,5	1,1	1,5	6,3÷10	285	245	140	2,3	03
SA624.04L	DIRECT 1 230 2	1,5	2	9÷14	285	245	140	2,3	03
SA624.05L	DIRECT 1 230 3	2,2	3	13÷18	285	245	140	2,3	03

### THREE-PHASE 400Vac ±10% 50/60Hz

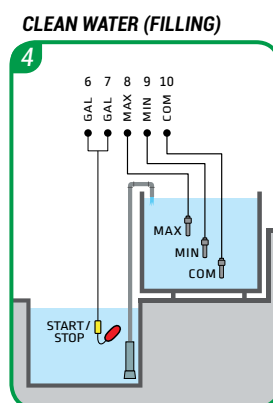
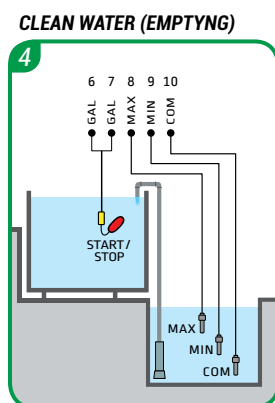
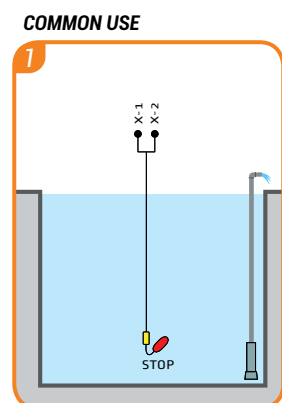
CODE	TYPE	POWER		OPERATING CURRENT [A]	DIMENSIONS mm			WEIGHT Kg	BOX
		kW	Hp		A-H	L-W	P-D		
SA634.00L	DIRECT 1 400 0,5	0,37	0,5	1,1÷1,6	285	245	140	2,4	03
SA634.01/02L	DIRECT 1 400 1	0,55÷0,75	0,75÷1	1,6÷2,5	285	245	140	2,4	03
SA634.03L	DIRECT 1 400 1,5	1,1	1,5	2,5÷4	285	245	140	2,4	03
SA634.04L	DIRECT 1 400 2	1,5	2	4÷6,5	285	245	140	2,4	03
SA634.06/07L	DIRECT 1 400 4	2,2÷3	3÷4	6,3÷10	285	245	140	2,4	03
SA634.09L	DIRECT 1 400 5,5	4	5,5	9÷14	285	245	140	2,4	03
SA634.10L	DIRECT 1 400 7,5	5,5	7,5	13÷18	285	245	140	2,4	03
SA634.11L	DIRECT 1 400 10	7,5	10	17÷23	285	245	140	2,4	03
SA634.12L	DIRECT 1 400 12,5	9,2	12,5	20÷25	285	245	140	2,4	03
SA634.13/14L	DIRECT 1 400 17,5	11÷13	15÷17,5	24÷32	285	245	140	2,5	03

### OPTIONALS

CODE	TYPE
OP100.02/0	Automatic -0- manual selector switch (from stable to unstable)
OP100.03/00	Wired circuit breaker for capacitor up to 100µF
OP100.03/16	Wired capacitor 16µF
OP100.03/20	Wired capacitor 20µF
OP100.03/25	Wired capacitor 25µF
OP100.03/30	Wired capacitor 30µF
OP100.03/35	Wired capacitor 35µF
OP100.03/40	Wired capacitor 40µF
OP100.03/50	Wired capacitor 50µF
OP100.03/60	Wired capacitor 60µF
OP100.03/70	Wired capacitor 70µF
OP100.03/80	Wired capacitor 80µF
OP100.04/4	Wired lack, sequence and asymmetry of phases relay
OP100.04/5	Wired lack, sequence and asymmetry of phases relay, minimum and maximum voltage
OP331.230/1	Wired LEVEL 230Vac control relay
OP331.400/1	Wired LEVEL 400Vac control relay
OP100.01	3 level probes kit
OP00.10	Couple of brackets for collar (reference BOX 03-04)

STANDARD CONTROL PANEL

CONTROL PANEL WITH OPTIONAL: **OP331.230/1**  
**OP331.400/1**



### COMPONENTS KEY

- Float switch for clean water
- Level probes