

Electromechanical control panels

IMPEDANCE 1 RANGE 3÷200HP

Stator impedance starting electromechanical control panel 1 motor with voltmeter and ammeter



GENERAL SPECIFICATIONS

- Operating voltage 400Vac $\pm 10\%$ 50/60Hz
- General disconnecting switch with door lock
- Selector switch for automatic -0- manual operation
- Start-stop button for manual operation
- Adjustable impedance timer
- Running Led light
- Overload Led light
- Analog voltmeter 72x72
- Voltmeter selector switch
- Analog ammeter 72x72
- Auxiliary circuit protection fuse
- Transformer for auxiliary circuit
- Motor protection fuse
- N°2 contactors
- Three-phase impedance with thermostat
- Thermal relay (internal reset)
- Connection terminal board
- External metal box
- Protection degree IP55
- Operating temperature $-5/+40^{\circ}\text{C}$

PROTECTIONS

- Maximum current protection con allarme

INPUTS / OUTPUTS

- N°2 very low voltage input for pressure switch or float switches (minimum/maximum level)

THREE-PHASE 400Vac ±10% 50/60Hz

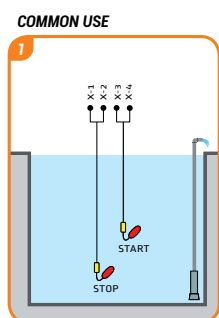
CODE	TYPE	POWER		OPERATING CURRENT [A]	DIMENSIONS mm			WEIGHT Kg	BOX
		kW	Hp		A-H	L-W	P-D		
SQ701.00	IMPEDANCE 1 400 3	2,2	3	5,5÷8	500	400	230	11	50
SQ701.01	IMPEDANCE 1 400 5,5	4	5,5	9÷12,5	500	400	230	20	50
SQ701.02	IMPEDANCE 1 400 7,5	5,5	7,5	11÷16	500	400	230	20	50
SQ701.03	IMPEDANCE 1 400 10	7,5	10	14÷20	500	400	230	23	50
SQ701.19	IMPEDANCE 1 400 12,5	9,2	12,5	20÷25	500	400	230	23	50
SQ701.04	IMPEDANCE 1 400 15	11	15	23÷28	500	400	230	25	50
SQ701.20	IMPEDANCE 1 400 17,5	13	17,5	27÷32	500	400	230	26	50
SQ701.05	IMPEDANCE 1 400 20	15	20	30÷36	600	400	230	27	60
SQ701.06	IMPEDANCE 1 400 25	18,5	25	40÷50	700	500	240	35	70
SQ701.07	IMPEDANCE 1 400 30	22	30	47÷57	700	500	240	37	70
SQ701.21	IMPEDANCE 1 400 35	26	35	54÷65	700	500	240	37	70
SQ701.08	IMPEDANCE 1 400 40	30	40	62÷73	700	500	240	41	70
SQ701.09	IMPEDANCE 1 400 50	37	50	70÷90	800	600	290	53	80
SQ701.10	IMPEDANCE 1 400 60	45	60	50÷200	1000	800	370	87	103
SQ701.11	IMPEDANCE 1 400 70	51,5	70	50÷200	1000	800	370	92	103
SQ701.22	IMPEDANCE 1 400 75	55	75	50÷200	1000	800	370	92	103
SQ701.12	IMPEDANCE 1 400 80	60	80	50÷200	1000	800	370	95	103
SQ701.13	IMPEDANCE 1 400 90	66	90	50÷200	1000	800	370	104	103
SQ701.14	IMPEDANCE 1 400 100	75	100	50÷200	1000	800	370	104	103
SQ701.15	IMPEDANCE 1 400 125	92	125	55÷250	1200	800	370	122	122
SQ701.16	IMPEDANCE 1 400 150	110	150	160÷630	1800	800	470	197	185
SQ701.17	IMPEDANCE 1 400 180	132	180	160÷630	1800	800	470	207	185
SQ701.18	IMPEDANCE 1 400 200	150	200	160÷630	1800	800	470	212	185

OPTIONALS

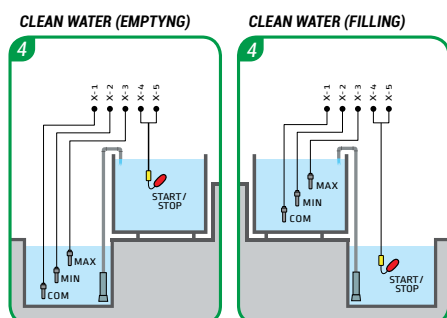
CODE	TYPE
OP100.04/4	Wired lack, sequence and asymmetry of phases relay
OP100.04/5	Wired lack, sequence and asymmetry of phases relay, minimum and maximum voltage
OP100.05/1	Wired three-phase surge arrester type 2
OP100.15/024	Wired hour counter 24Vac 48x48
OP100.15/110	Wired hour counter 110Vac 48x48
OP100.16/1	Wired analog daily timer 72x72 without reserve
OP100.16/1T	Wired analog daily timer 72x72 without reserve (timed function)
OP100.16/2	Wired analog daily timer 72x72 with reserve
OP100.18	Wired starting delay timer (supply mains waiting)
OP100.19/4	Wired module GSM 4 inputs/4 outputs
OP100.09/2	Wired lithium battery 3,7Vdc 600mAh
OP331.230	Wired LEVEL 230Vac control relay
OP100.01	3 level probes kit
OP100.17/024	Wired 24Vac relay complete with socket
OP210.01	Wired very low voltage input for motor klixon
OP200.01	Alarm output 24Vac and pure contact
OP100.13/1	Wired siren shut-off button
OP100.13/1/24	Wired siren 24Vac/dc
OP100.13/2/24L	Wired flashing Led lamp 24Vac
SS100.01	Visual and acoustic alarm indicator (BASIC ALARM VA 024) see page 20
SS101.01	Visual and acoustic alarm indicator with buffer battery (TOP ALARM VAB 230) see page 19

For more optionals see page 126

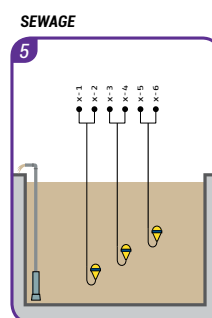
STANDARD CONTROL PANEL



CONTROL PANEL WITH OPTIONAL: OP331.230



CONTROL PANEL WITH OPTIONAL: OP200.01



COMPONENTS KEY

- Float switch for clean water
- Float switch for sewage
- Level probes

The addition of some optionals can imply changes on the size of the control panel. For further details please contact our technical/commercial department.