

Electromechanical control panels

SOFT START 3 RANGE 3÷60HP

Soft star starting electromechanical control panel 3 motors with voltmeter and ammeters

- Easy to program
- Adjustable acceleration and deceleration ramp



GENERAL SPECIFICATIONS

- Operating voltage 400Vac $\pm 10\%$ 50/60Hz
- General disconnecting switch with door lock
- N°3 selector switches for automatic -0- manual operation
- N°3 start-stop buttons for manual operation
- N°3 running Led lights
- N°3 overload Led lights
- Analog voltmeter 72x72
- Voltmeter selector switch
- N°3 analog ammeters 72x72
- Auxiliary circuit protection fuse
- Transformer for auxiliary circuit
- Protection fuse for each motor
- N°3 soft start with by-pass contacts
- Forced ventilation complete with filters (from 25Hp)
- Thermostat for fan
- Connection terminal board
- External metal box
- Protection degree IP55
- Operating temperature -5/+40°C

INPUTS / OUTPUTS

- N°2 very low voltage inputs for pressure switch or float switches (minimum/maximum motor 1 level)
- N°2 very low voltage inputs for pressure switch or float switches (minimum/maximum motor 2 level)
- N°2 very low voltage inputs for pressure switch or float switches (minimum/maximum motor 3 level)

ADVANTAGES

- Adjustable acceleration and deceleration ramp by trimmer
- Adjustable starting voltage by trimmer

PROTECTIONS

- Maximum current protection per ogni motore con squilibrio fasi e allarme
- Protezione sulla caduta di fase e carico mancante

THREE-PHASE 400Vac ±10% 50/60Hz

CODE	TYPE	POWER		OPERATING CURRENT [A]	DIMENSIONS mm			WEIGHT Kg	BOX
		kW	Hp		A-H	L-W	P-D		
SQ722.00	SOFT START 3 400 5,5	2,2÷4	3÷5,5	3x(5÷12,5)	800	600	290	35	80
SQ722.01	SOFT START 3 400 12,5	5,5÷9,2	7,5÷12,5	3x(10÷25)	800	600	290	35	80
SQ722.02	SOFT START 3 400 17,5	11÷13	15÷17,5	3x(17÷32)	800	600	290	35	80
SQ722.03	SOFT START 3 400 20	15	20	3x(23÷38)	800	600	290	35	80
SQ722.04	SOFT START 3 400 25	18,5	25	3x(22,5÷45)	1000	800	370	60	103
SQ722.05	SOFT START 3 400 35	22÷26	30÷35	3x(25,5÷63)	1000	800	370	62	103
SQ722.06	SOFT START 3 400 40	30	40	3x(34,5÷72)	1000	800	370	64	103
SQ722.07	SOFT START 3 400 50	37	50	3x(42,5÷80)	1200	800	370	73	122
SQ722.07/2	SOFT START 3 400 50	37	50	3x(46÷106)	1200	800	370	74	122
SQ722.08	SOFT START 3 400 60	45	60	3x(46÷106)	1200	800	370	75	122

N.B.: When ordering, check the power and the rated current of the motor

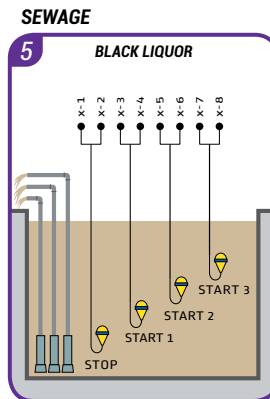
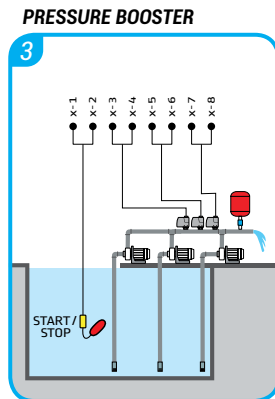
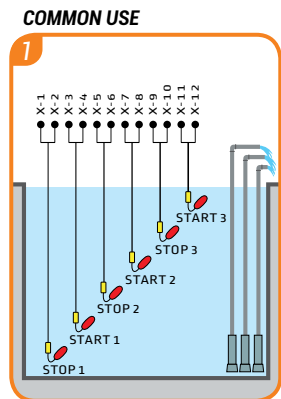
OPTIONALS

CODE	TYPE
OP100.04/4	Wired lack, sequence and asymmetry of phases relay
OP100.04/5	Wired lack, sequence and asymmetry of phases relay, minimum and maximum voltage
OP100.05/1	Wired three-phase surge arrester type 2
OP100.15/024	Wired hour counter 24Vac 48x48
OP100.15/110	Wired hour counter 110Vac 48x48
OP100.16/1	Wired analog daily timer 72x72 without reserve
OP100.16/2	Wired analog daily timer 72x72 with reserve
OP100.18	Wired starting delay timer (supply mains waiting)
OP100.19/4	Wired module GSM 4 inputs/4 outputs
OP100.09/2	Wired lithium battery 3,7Vdc 600mAh
OP333.230	Wired 230Vac MULTI 3 control relay for pressure booster and sewage
OP210.01	Wired very low voltage input for motor klixon
OP200.01	Alarm output 24Vac and pure contact
OP100.13/1	Wired siren shut-off button
OP100.13/1/24	Wired siren 24Vac/dc
OP100.13/2/24L	Wired flashing Led lamp 24Vac
SS100.01	Visual and acoustic alarm indicator (BASIC ALARM VA 024) see page 20
SS101.01	Visual and acoustic alarm indicator with buffer battery (TOP ALARM VAB 230) see page 19

For more optionals see page 126

STANDARD CONTROL PANEL

CONTROL PANEL WITH OPTIONAL: **OP333.230**



COMPONENTS KEY

- Float switch for clean water**
- Float switch for sewage**
- Pressure switch**