

Electromechanical control panels

STAR DELTA 3 RANGE 7,5÷60HP

Star delta starting electromechanical control panel 3 motors with voltmeter and ammeters



GENERAL SPECIFICATIONS

- Operating voltage 400Vac $\pm 10\%$ 50/60Hz
- General disconnecting switch with door lock
- N°3 selector switches for automatic -0- manual operation
- N°3 start-stop buttons for manual operation
- N°3 adjustable star delta timers
- N°3 running Led lights
- N°3 overload Led lights
- Analog voltmeter 72x72
- Voltmeter selector switch
- N°3 analog ammeters 72x72
- Auxiliary circuit protection fuse
- Transformer for auxiliary circuit
- Protection fuse for each motor
- N°9 contactors
- N°3 thermal relays (internal reset)
- Connection terminal board
- External metal box
- Protection degree IP55
- Operating temperature -5/+40°C

PROTECTIONS

- Maximum current protection for each motor with alarm

INPUTS / OUTPUTS

- N°2 very low voltage input for pressure switch or float switches (minimum/maximum motor 1 level)
- N°2 very low voltage input for pressure switch or float switches (minimum/maximum motor 2 level)
- N°2 very low voltage input for pressure switch or float switches (minimum/maximum motor 3 level)

THREE-PHASE 400Vac ±10% 50/60Hz

CODE	TYPE	POWER		CORRENTE MASSIMA [A]	DIMENSIONS mm			WEIGHT Kg	BOX
		kW	Hp		A-H	L-W	P-D		
SQ720.00	STAR DELTA 3 400 7,5	5,5	7,5	3x(14)	800	600	290	39	80
SQ720.01	STAR DELTA 3 400 10	7,5	10	3x(18)	800	600	290	39	80
SQ720.09	STAR DELTA 3 400 12,5	9,2	12,5	3x(21)	800	600	290	39	80
SQ720.02	STAR DELTA 3 400 15	11	15	3x(25)	800	600	290	39	80
SQ720.10	STAR DELTA 3 400 17,5	13	17,5	3x(29)	800	600	290	39	80
SQ720.03	STAR DELTA 3 400 20	15	20	3x(34)	800	600	290	41	80
SQ720.04	STAR DELTA 3 400 25	18,5	25	3x(41)	800	600	290	41	80
SQ720.05	STAR DELTA 3 400 35	22÷26	30÷35	3x(58)	1000	800	370	65	103
SQ720.06	STAR DELTA 3 400 40	30	40	3x(66)	1000	800	370	67	103
SQ720.07	STAR DELTA 3 400 50	37	50	3x(82)	1000	800	370	72	103
SQ720.08	STAR DELTA 3 400 60	45	60	3x(100)	1000	800	370	74	103

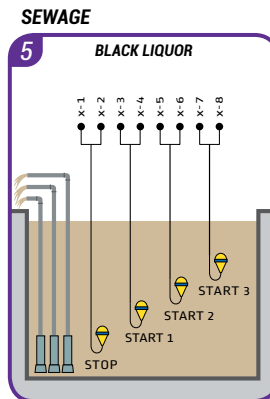
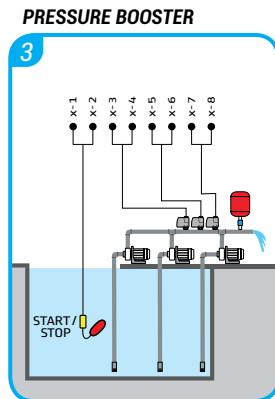
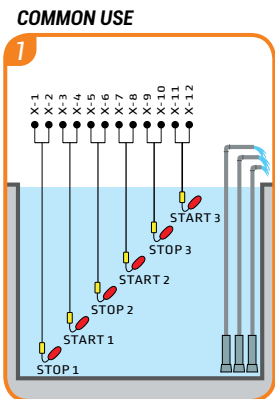
OPTIONALS

CODE	TYPE
OP100.04/4	Wired lack, sequence and asymmetry of phases relay
OP100.04/5	Wired lack, sequence and asymmetry of phases relay, minimum and maximum voltage
OP100.05/1	Wired three-phase surge arrester type 2
OP100.15/024	Wired hour counter 24Vac 48x48
OP100.16/1	Wired analog daily timer 72x72 without reserve
OP100.16/2	Wired analog daily timer 72x72 with reserve
OP100.18	Wired starting delay timer (supply mains waiting)
OP100.19/4	Wired module GSM 4 inputs/4 outputs
OP100.09/2	Wired lithium battery 3,7Vdc 600mAh
OP333.230	Wired 230Vac MULTI 3 control relay for pressure booster and sewage
OP210.01	Wired very low voltage input for motor klixon
OP200.01	Alarm output 24Vac and pure contact
OP100.13/1	Wired siren shut-off button
OP100.13/1/24	Wired siren 24Vac/dc
OP100.13/2/24L	Wired flashing Led lamp 24Vac
SS100.01	Visual and acoustic alarm indicator (BASIC ALARM VA 024) see page 20
SS101.01	Visual and acoustic alarm indicator with buffer battery (TOP ALARM VAB 230) see page 19

For more optionals see page 126

STANDARD CONTROL PANEL

CONTROL PANEL WITH OPTIONAL: **OP333.230**



COMPONENTS KEY

- Float switch for clean water**
- Float switch for sewage**
- Pressure switch**